








# Parcel #1

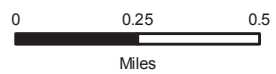
## Waterfall Tract

San Jacinto County, TX

Stand	Forest Type	Year Est	Acreage
780	Bottomland Hardwood	1936	26.39
892	Non Forest	0	2.49
901	Pine Plantation - PreMerch	1985	197.94
902	Pine Plantation - PreMerch	1985	88.36
903	Pine Plantation - PreMerch	1990	127.52
980	Pine / Hardwood	1924	58.76
981	Pine / Hardwood	1924	65.63
982	Pine / Hardwood	1924	96.93
992	Non Forest	0	14.12
994	Non Forest	0	20.20
1002	Pine Plantation - PreMerch	1986	14.83
1021	Bottomland Hardwood	1937	43.60
1022	Clearcut	0	60.82
1024	Pine / Hardwood	1988	49.35
1082	Upland Hardwood	1936	13.40
1092	Non Forest	0	1.92
1094	Non Forest	0	1.00
1101	Pine Plantation - PreMerch	1985	77.72
1102	Pine Plantation - PreMerch	1985	302.66
1103	Pine Plantation - PreMerch	1985	51.95
1104	Pine Plantation - PreMerch	1985	7.27
1180	Upland Hardwood	1949	67.74
1181	Upland Hardwood	1949	50.34
1182	Upland Hardwood	1949	13.16
1292	Non Forest	0	2.02
<b>Total Acres:</b>			<b>1,456.12</b>

**Cost/Acre**  
**\$3,200**

	Planted Pine - Merch
	Planted Pine - PreMerch
	Pine Hardwood
	Upland Hardwood
	Bottomland Hardwood
	Clearcut
	Non Forest



[www.EastTexasLandAndTimber.com](http://www.EastTexasLandAndTimber.com)

